Arlington, MA

Single Family Sales
January 2021

Days on Market
27

DOWN 32.5% vs Jan 2020

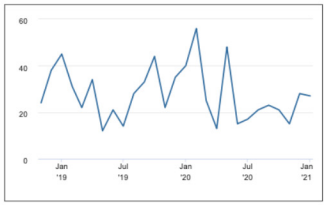

Median Sale Price/SF
$475

UP 12.1% vs Jan 2020

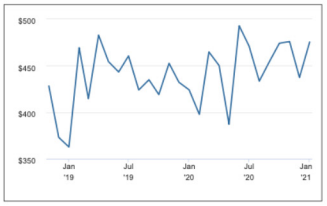

Inventory
6

DOWN 68.4% vs Jan 2020

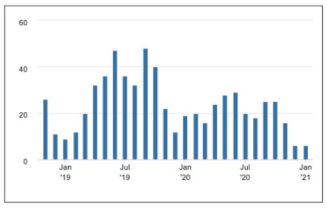

Months of Supply
0.26

DOWN 68.3% vs Jan 2020

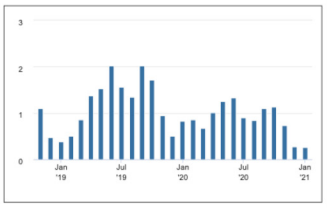

Unit Sales
22

UP 83.3% vs Jan 2020

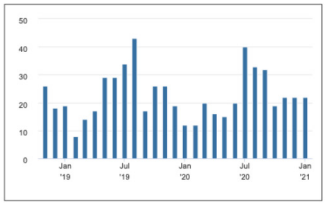

Median Sale Price
$905,000

UP 25.3% vs Jan 2020

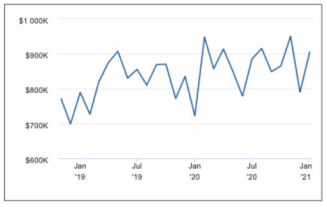

Sold Within 90 Days of Listing

Sold For Over 95% of List Price

Condominium Sales
January 2021

Days on Market
37

DOWN 32.7% vs Jan 2020

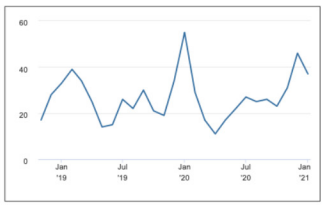

Median Sale Price/SF
$443

DOWN 5.3% vs Jan 2020

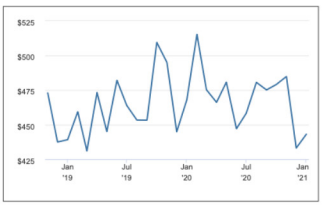

Inventory
27

UP 200.0% vs Jan 2020

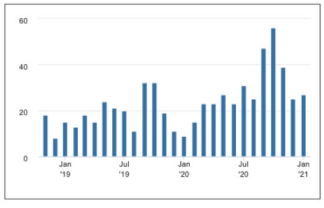

Months of Supply
1.33

UP 172.8% vs Jan 2020

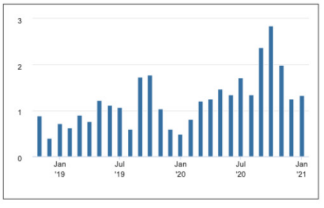

Unit Sales
15

UP 36.4% vs Jan 2020

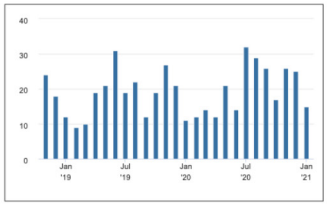

Median Sale Price
$775,000

UP 31.4% vs Jan 2020

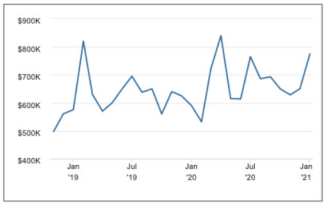

Sold Within 90 Days of Listing

Sold For Over 95% of List Price

Coleman Group