Cambridge, MA

Single Family Sales
January 2021

Days on Market
30

DOWN 55.9% vs Jan 2020

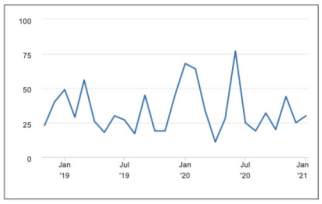

Median Sale Price/SF
$883

UP 37.7% vs Jan 2020

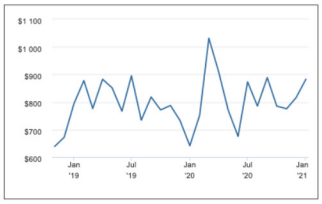

Inventory
16

DOWN 15.8% vs Jan 2020

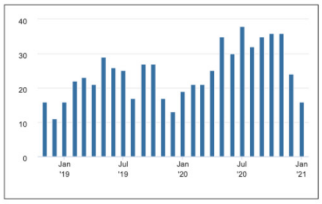

Months of Supply
1.71

DOWN 24.8% vs Jan 2020

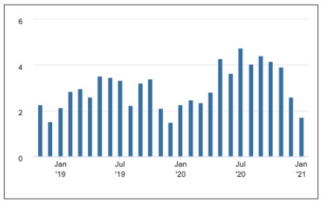

Unit Sales
5

UP 25.0% vs Jan 2020

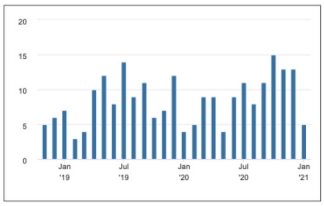

Median Sale Price
$1,150,000

DOWN 16.1% vs Jan 2020

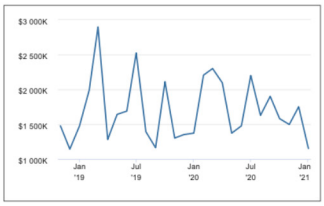

Sold Within 90 Days of Listing

Sold For Over 95% of List Price

Condominium Sales
January 2021

Days on Market
61

UP 38.6% vs Jan 2020

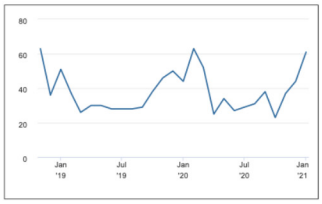

Median Sale Price/SF
$831

UP 14.5% vs Jan 2020

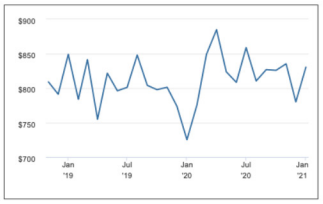

Inventory
114

UP 15.2% vs Jan 2020

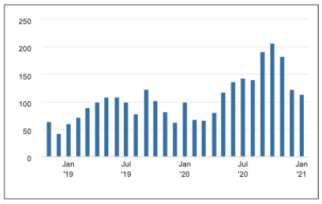

Months of Supply
2.58

UP 24.3% vs Jan 2020

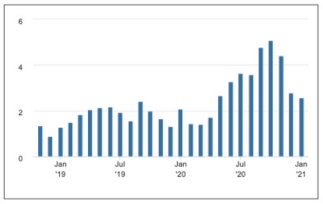

Unit Sales
31

UP 29.2% vs Jan 2020

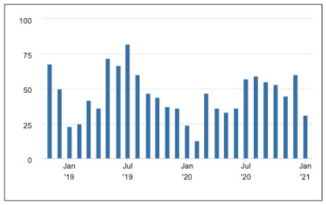

Median Sale Price
$720,000

DOWN 8.3% vs Jan 2020

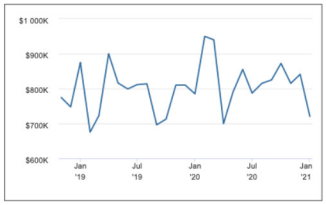

Sold Within 90 Days of Listing

Sold For Over 95% of List Price

Coleman Group