Lexington, MA

Single Family Sales
January 2021

Days on Market
50

DOWN 10.7% vs Jan 2020

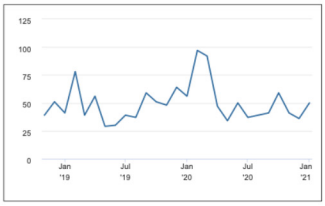

Median Sale Price/SF
$407

DOWN 9.3% vs Jan 2020

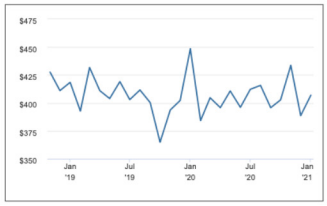

Inventory
37

DOWN 5.1% vs Jan 2020

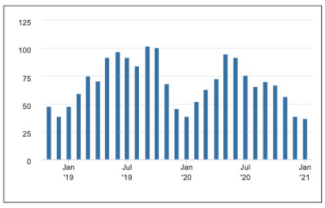

Months of Supply
1.14

DOWN 21.9% vs Jan 2020

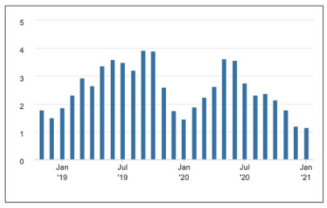

Unit Sales
18

DOWN 5.3% vs Jan 2020

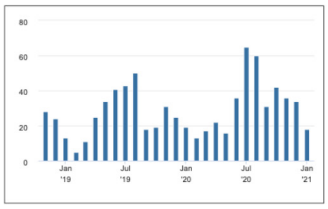

Median Sale Price
$1,555,781

UP 53.1% vs Jan 2020

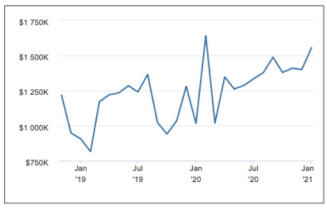

83%

Sold Within 90 Days of Listing

83%

Sold For Over 95% of List Price

Condominium Sales
January 2021

Days on Market
29

DOWN 74.8% vs Jan 2020

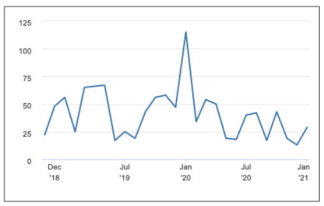

Median Sale Price/SF
$438

UP 39.2% vs Jan 2020

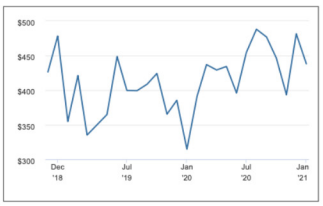

Inventory
4

DOWN 33.3% vs Jan 2020

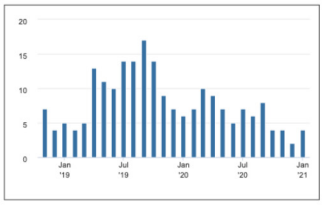

Months of Supply
0.75

DOWN 42.7% vs Jan 2020

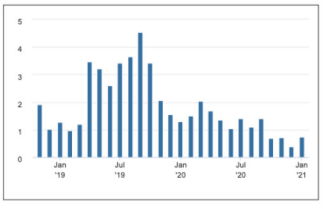

Unit Sales
3

UNCHANGED vs Jan 2020

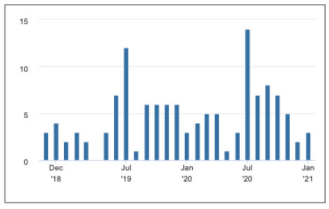

Median Sale Price
$596,800

DOWN 38.5% vs Jan 2020

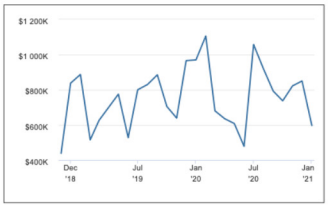

100%

Sold Within 90 Days of Listing

67%

Sold For Over 95% of List Price

Coleman Group